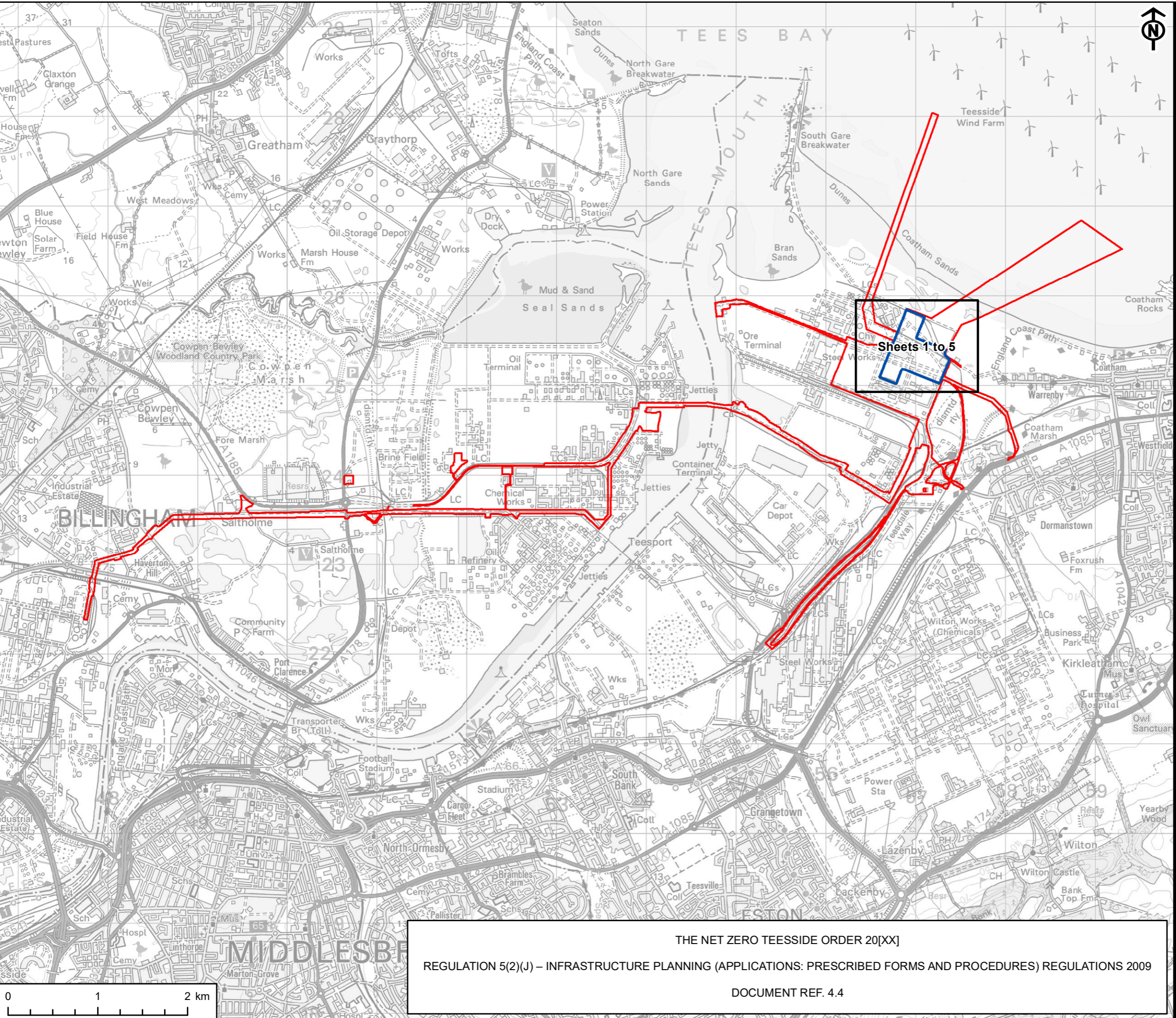


Project Management Initials: RL Designer: LC Checked: IC Approved: RL

Scale @ A3 1:40,000



AECOM

PROJECT
NET ZERO TEESSIDE PROJECT

APPLICANTS
NZE POWER LTD. AND NZNS STORAGE LTD.

KEY

- Order Limits (Site Boundary)
- Detailed Sheet Number - Work No. 1 - Electricity Generating Station

Areas within which each Work Number may be constructed:

- Work No. 1 - Electricity Generating Station - Overall Area

TITLE
WORKS PLAN. KEY PLAN
DOCUMENT REF. 4.4
WORK NUMBER 1 - ELECTRICITY GENERATING STATION

REFERENCE
NZE_APRIL22_DCO_4.4_v3

SHEET NUMBER
1 of 11

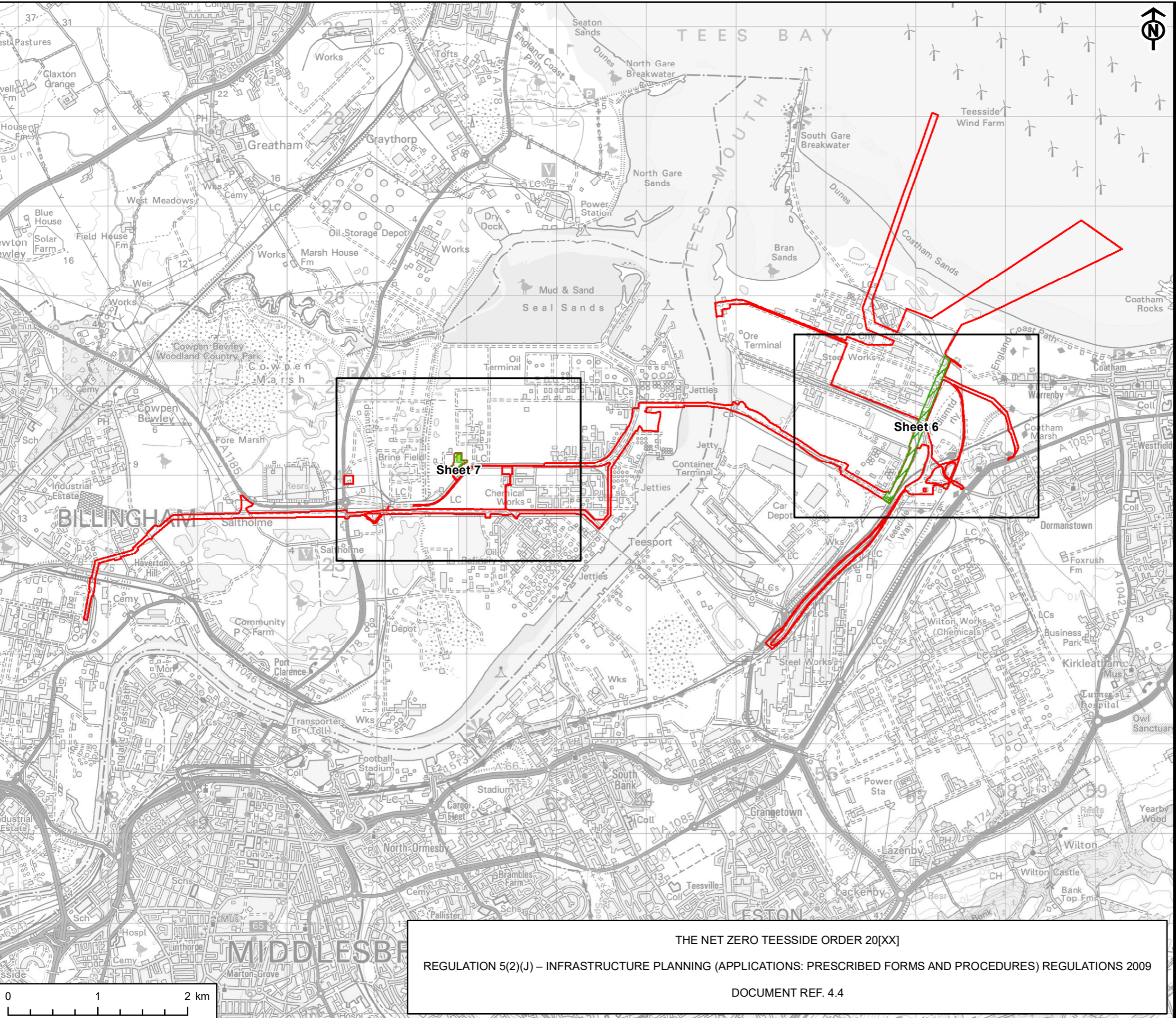
DATE
APRIL 2022

This drawing has been produced for the use of AECOM's client. It may not be used, modified or relied upon by third parties, except as agreed by AECOM or as required by law. AECOM accepts no responsibility, and denies any liability whatsoever, to any party that uses or relies upon this drawing without AECOM's express written consent. All dimensions are indicative and in metres unless otherwise noted. Do not scale this document.

THE NET ZERO TEESSIDE ORDER 20[XX]
REGULATION 5(2)(J) – INFRASTRUCTURE PLANNING (APPLICATIONS: PRESCRIBED FORMS AND PROCEDURES) REGULATIONS 2009
DOCUMENT REF. 4.4

Project Management Initials: RL Designer: LC Checked: IC Approved: RL

Scale @ A3 1:40,000



AECOM

PROJECT
NET ZERO TEESIDE PROJECT

Net Zero Teesside

APPLICANTS
NZN POWER LTD. AND NZNS STORAGE LTD.

KEY

- Order Limits (Site Boundary)
- Detailed Sheet Number - Work No. 2 - Gas Connection Works

Areas within which each Work Number may be constructed:

- Work No. 2A - Underground High Pressure Gas Pipeline
- Work No. 2B - Above Ground Installations

TITLE
WORKS PLAN. KEY PLAN
DOCUMENT REF. 4.4
WORK NUMBER 2 - GAS CONNECTION WORKS

REFERENCE
NZN_APPROX22_DCO_4.4_v3

SHEET NUMBER
2 of 11

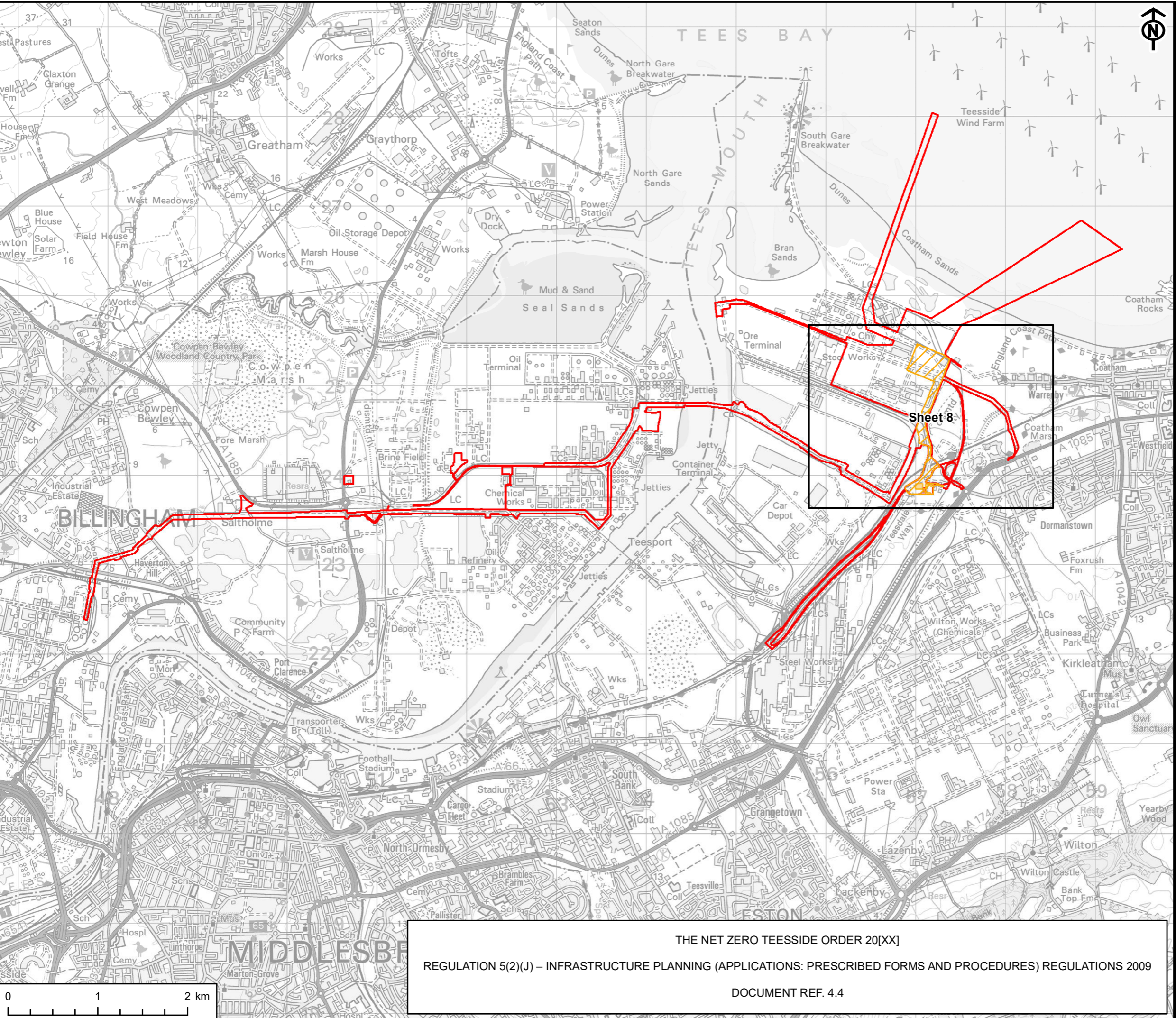
DATE
APRIL 2022

THE NET ZERO TEESIDE ORDER 20[XX]
REGULATION 5(2)(J) – INFRASTRUCTURE PLANNING (APPLICATIONS: PRESCRIBED FORMS AND PROCEDURES) REGULATIONS 2009
DOCUMENT REF. 4.4

This drawing has been produced for the use of AECOM's client. It may not be used, modified or relied upon by third parties, except as agreed by AECOM or as required by law. AECOM accepts no responsibility, and denies any liability whatsoever, to any party that uses or relies upon this drawing without AECOM's express written consent. All dimensions are indicative and in metres unless otherwise noted. Do not scale this document.

Project Management Initials: RL Designer: LC Checked: IC Approved: RL

Scale @ A3 1:40,000



AECOM

PROJECT
NET ZERO TEESSIDE PROJECT

APPLICANTS
NZT POWER LTD. AND NZNS STORAGE LTD.

KEY

- Order Limits (Site Boundary)
- Detailed Sheet Number - Work No. 3 - Electrical Connection Works
- Areas within which each Work Number may be constructed:
 - Work No. 3A - Electrical Connection
 - Work No. 3B - Electrical Substation Works

TITLE
WORKS PLAN. KEY PLAN
DOCUMENT REF. 4.4
WORK NUMBER 3 - ELECTRICAL CONNECTION WORKS

REFERENCE
Nzt_APRIL22_DCO_4.4_v3

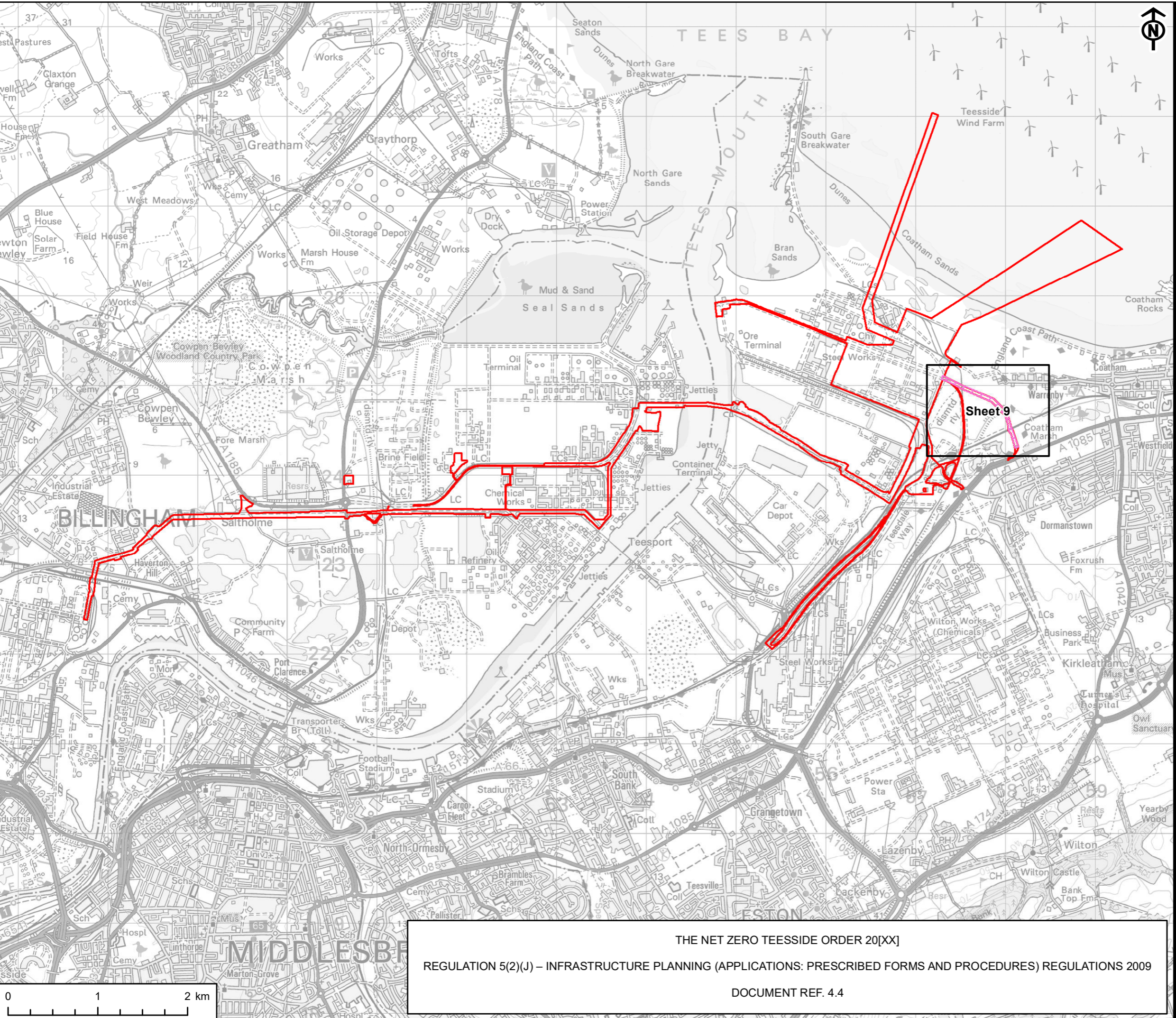
SHEET NUMBER
3 of 11

DATE
APRIL 2022

REGULATION 5(2)(J) – INFRASTRUCTURE PLANNING (APPLICATIONS: PRESCRIBED FORMS AND PROCEDURES) REGULATIONS 2009
DOCUMENT REF. 4.4

Contains Ordnance Survey Data © Crown copyright and database rights 2022 Ordnance Survey 0100031673

This drawing has been produced for the use of AECOM's client. It may not be used, modified or relied upon by third parties, except as agreed by AECOM or as required by law. AECOM accepts no responsibility, and denies any liability whatsoever, to any party that uses or relies upon this drawing without AECOM's express written consent. All dimensions are indicative and in metres unless otherwise noted. Do not scale this document.



AECOM

PROJECT
NET ZERO TEESIDE PROJECT

APPLICANTS
NZT POWER LTD. AND NZNS STORAGE LTD.

KEY

- Order Limits (Site Boundary)
- Detailed Sheet Number - Work No. 4 - Water Supply Connection Works
- Areas within which each Work Number may be constructed:
- Work No. 4 - Water Supply Connection Works - Freshwater Connection

TITLE
WORKS PLAN. KEY PLAN
DOCUMENT REF. 4.4
WORK NUMBER 4 - WATER SUPPLY CONNECTION WORKS

REFERENCE
Nzt_APRIL22_DCO_4.4_v3

SHEET NUMBER
4 of 11

DATE
APRIL 2022

REGULATION 5(2)(J) – INFRASTRUCTURE PLANNING (APPLICATIONS: PRESCRIBED FORMS AND PROCEDURES) REGULATIONS 2009

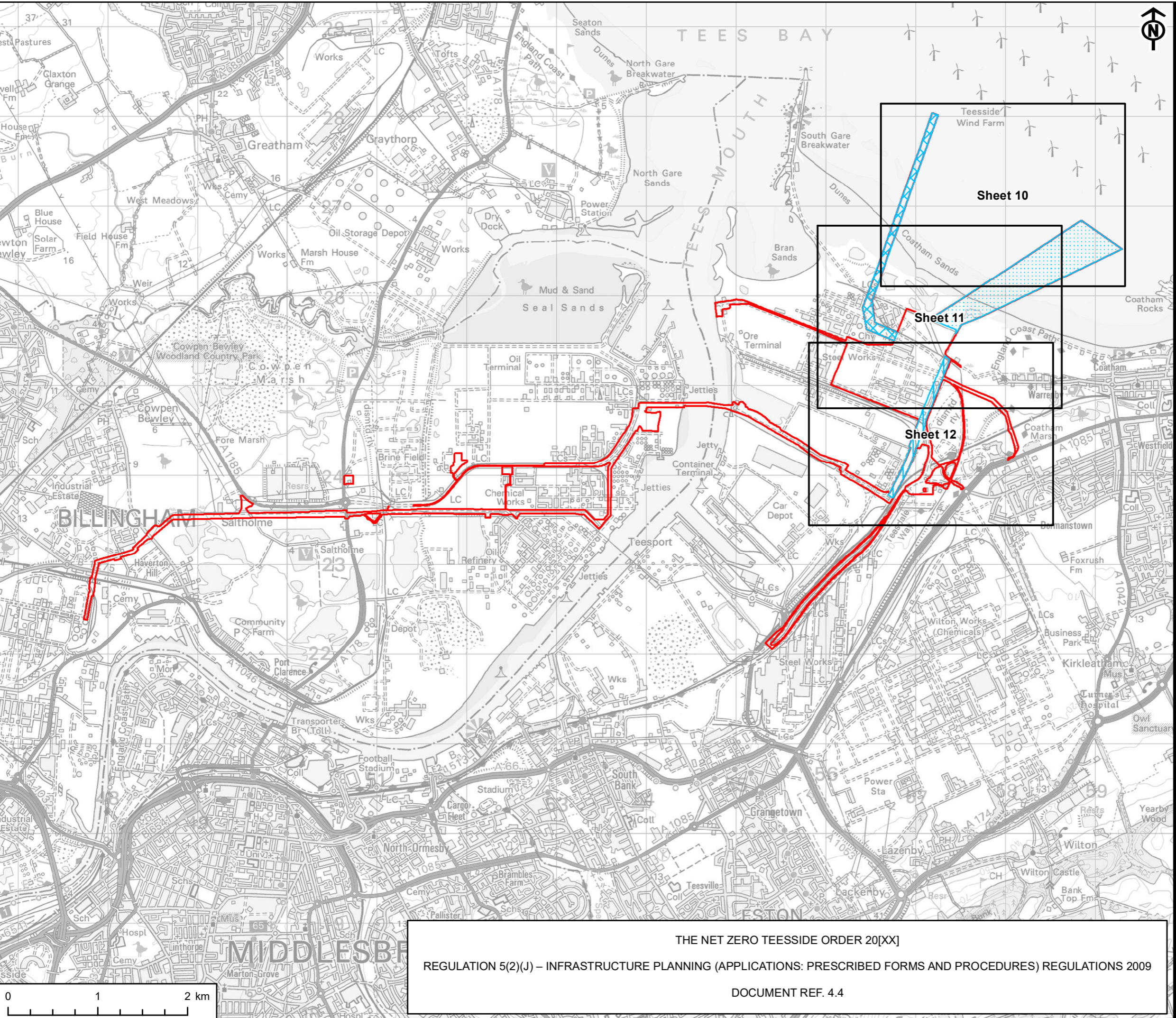
DOCUMENT REF. 4.4

Contains Ordnance Survey Data © Crown copyright and database rights 2022 Ordnance Survey 0100031673

This drawing has been produced for the use of AECOM's client. It may not be used, modified or relied upon by third parties, except as agreed by AECOM or as required by law. AECOM accepts no responsibility, and denies any liability whatsoever, to any party that uses or relies upon this drawing without AECOM's express written consent. All dimensions are indicative and in metres unless otherwise noted. Do not scale this document.

Project Management Initials: RL Designer: LC Checked: IC Approved: RL

Scale @ A3 1:40,000



AECOM

PROJECT
NET ZERO TEESSIDE PROJECT

Net Zero Teesside

APPLICANTS
NZN POWER LTD. AND NZNS STORAGE LTD.

KEY

- Order Limits (Site Boundary)
- Detailed Sheet Number - Work No. 5 - Wastewater Disposal Works

Areas within which each Work Number may be constructed:

- Work No. 5A - Wastewater Disposal Works - Existing Outfall
- Work No. 5B - Wastewater Disposal Works - Replacement Outfall
- Work No. 5C - Wastewater Disposal Works - Pipeline Connections to Bran Sands

TITLE
WORKS PLAN. KEY PLAN
DOCUMENT REF. 4.4
WORK NUMBER 5 - WASTEWATER DISPOSAL WORKS

REFERENCE
NZN_APPROVED_DCO_4.4_v3

SHEET NUMBER
5 of 11

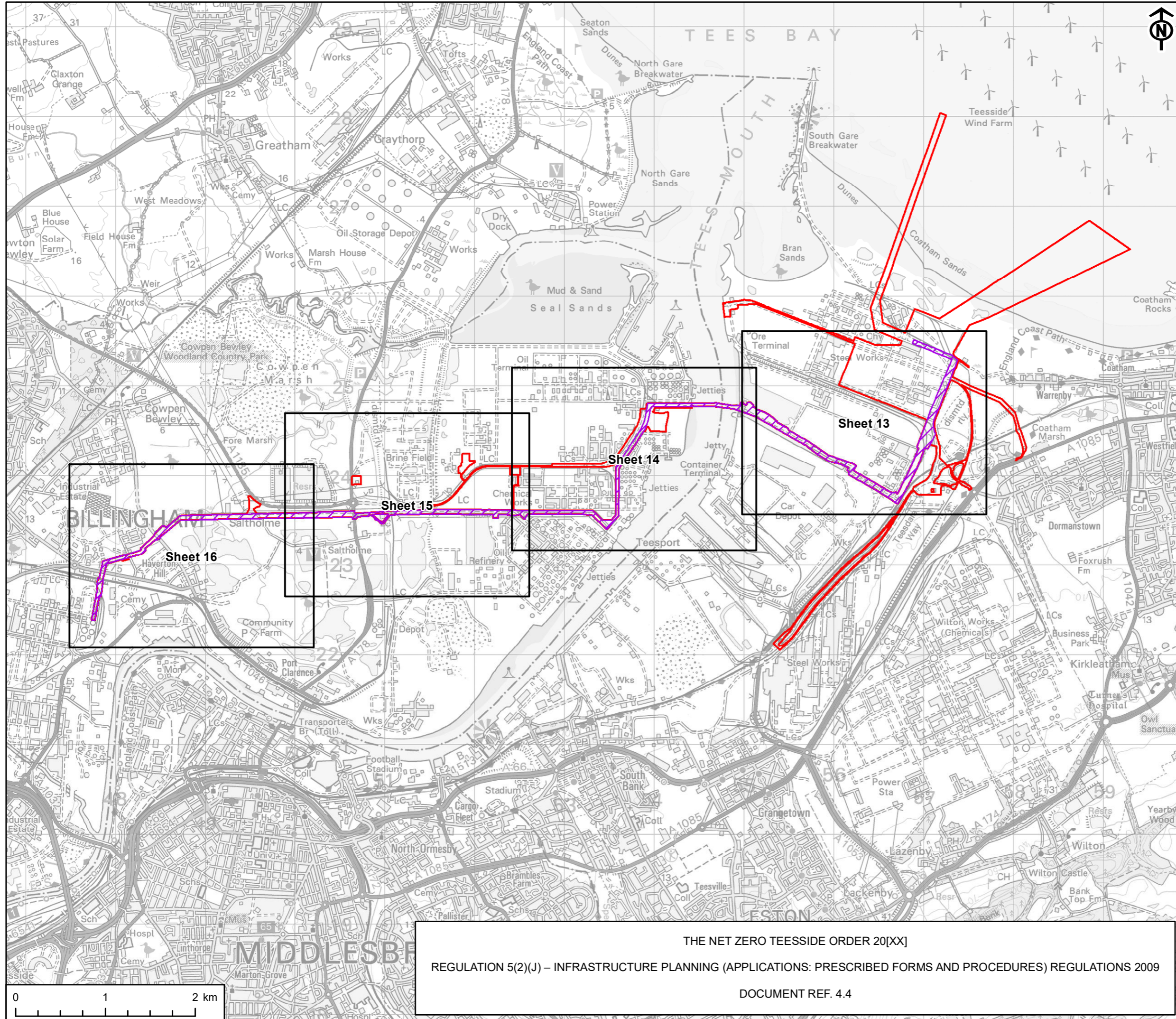
DATE
APRIL 2022

THE NET ZERO TEESSIDE ORDER 20[XX]
REGULATION 5(2)(J) – INFRASTRUCTURE PLANNING (APPLICATIONS: PRESCRIBED FORMS AND PROCEDURES) REGULATIONS 2009
DOCUMENT REF. 4.4




This drawing has been produced for the use of AECOM's client. It may not be used, modified or relied upon by third parties, except as agreed by AECOM or as required by law. AECOM accepts no responsibility, and denies any liability whatsoever, to any party that uses or relies upon this drawing without AECOM's express written consent. All dimensions are indicative and in metres unless otherwise noted. Do not scale this document.

Project Management Initials: RL Designer: LC Checked: IC Approved: RL

Scale @ A3 1:40,000



APPLICANTS
 NZT POWER LTD. AND NZNS STORAGE LTD.

KEY
 Order Limits (Site Boundary)
 Detailed Sheet Number - Work No. 6 - Carbon Dioxide Gathering Network - Option 2
 Areas within which each Work Number may be constructed:
 Work No. 6 - Carbon Dioxide Gathering Network - Option 2 (Horizontal Directional Drilling)

TITLE
 WORKS PLAN. KEY PLAN
 DOCUMENT REF. 4.4
 WORK NUMBER 6-2 - CARBON DIOXIDE GATHERING NETWORK - OPTION 2

REFERENCE
 NZT_APRIL22_DCO_4.4_v3

SHEET NUMBER
 6 of 11

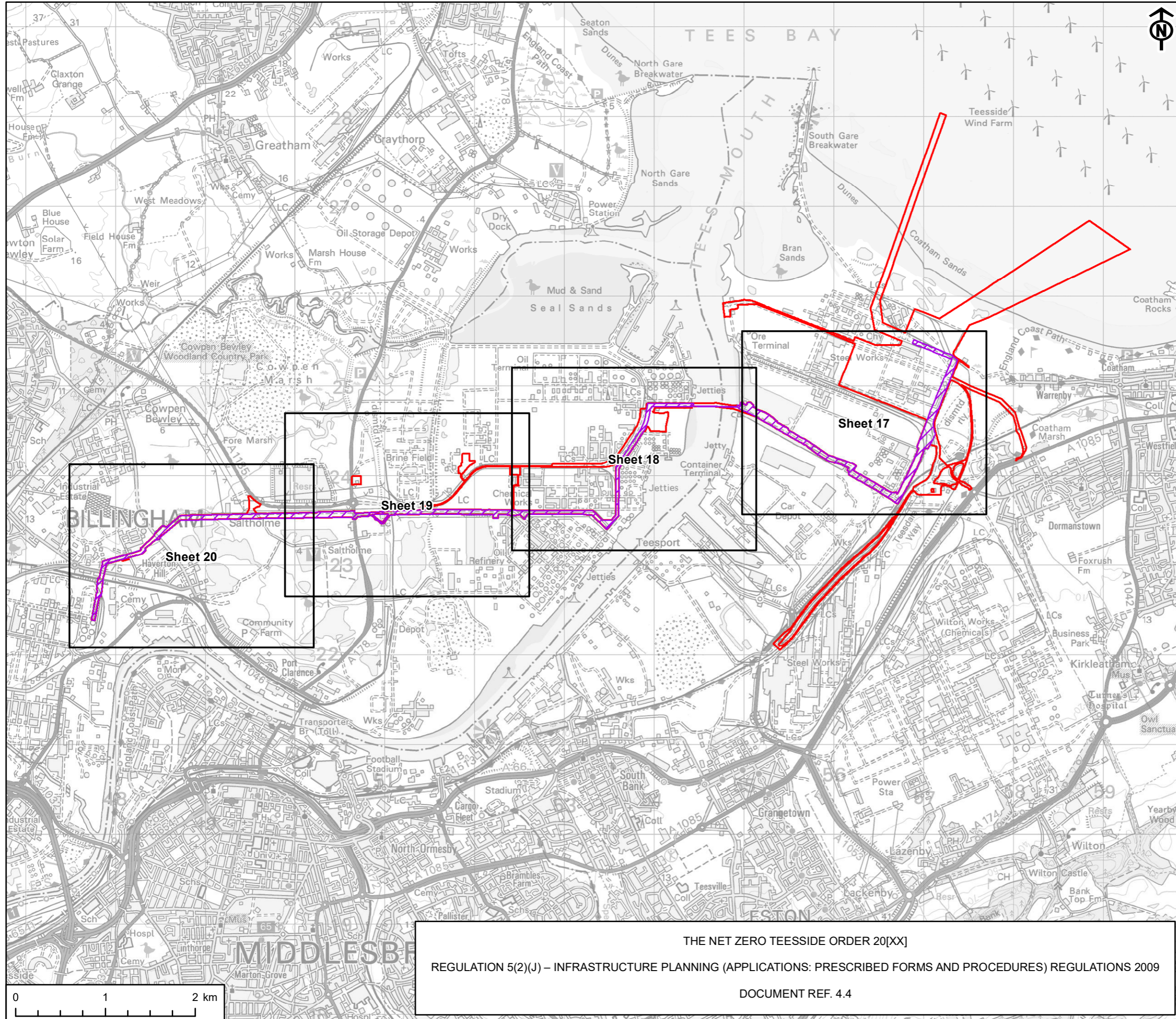
DATE
 APRIL 2022

THE NET ZERO TEESIDE ORDER 20[XX]
 REGULATION 5(2)(J) – INFRASTRUCTURE PLANNING (APPLICATIONS: PRESCRIBED FORMS AND PROCEDURES) REGULATIONS 2009
 DOCUMENT REF. 4.4




This drawing has been produced for the use of AECOM's client. It may not be used, modified or relied upon by third parties, except as agreed by AECOM or as required by law. AECOM accepts no responsibility, and denies any liability whatsoever, to any party that uses or relies upon this drawing without AECOM's express written consent. All dimensions are indicative and in metres unless otherwise noted. Do not scale this document.

Project Management Initials: RL Designer: LC Checked: IC Approved: RL

Scale @ A3 1:40,000



APPLICANTS
 NZT POWER LTD. AND NZNS STORAGE LTD.

- KEY
-  Order Limits (Site Boundary)
 -  Detailed Sheet Number - Work No. 6 - Carbon Dioxide Gathering Network - Option 3
 - Areas within which each Work Number may be constructed:
 -  Work No. 6 - Carbon Dioxide Gathering Network - Option 3 (Sembcorp Tunnel)

TITLE
 WORKS PLAN. KEY PLAN
 DOCUMENT REF. 4.4
 WORK NUMBER 6-3 - CARBON DIOXIDE GATHERING NETWORK - OPTION 3

REFERENCE
 NZT_APRIL22_DCO_4.4_v3

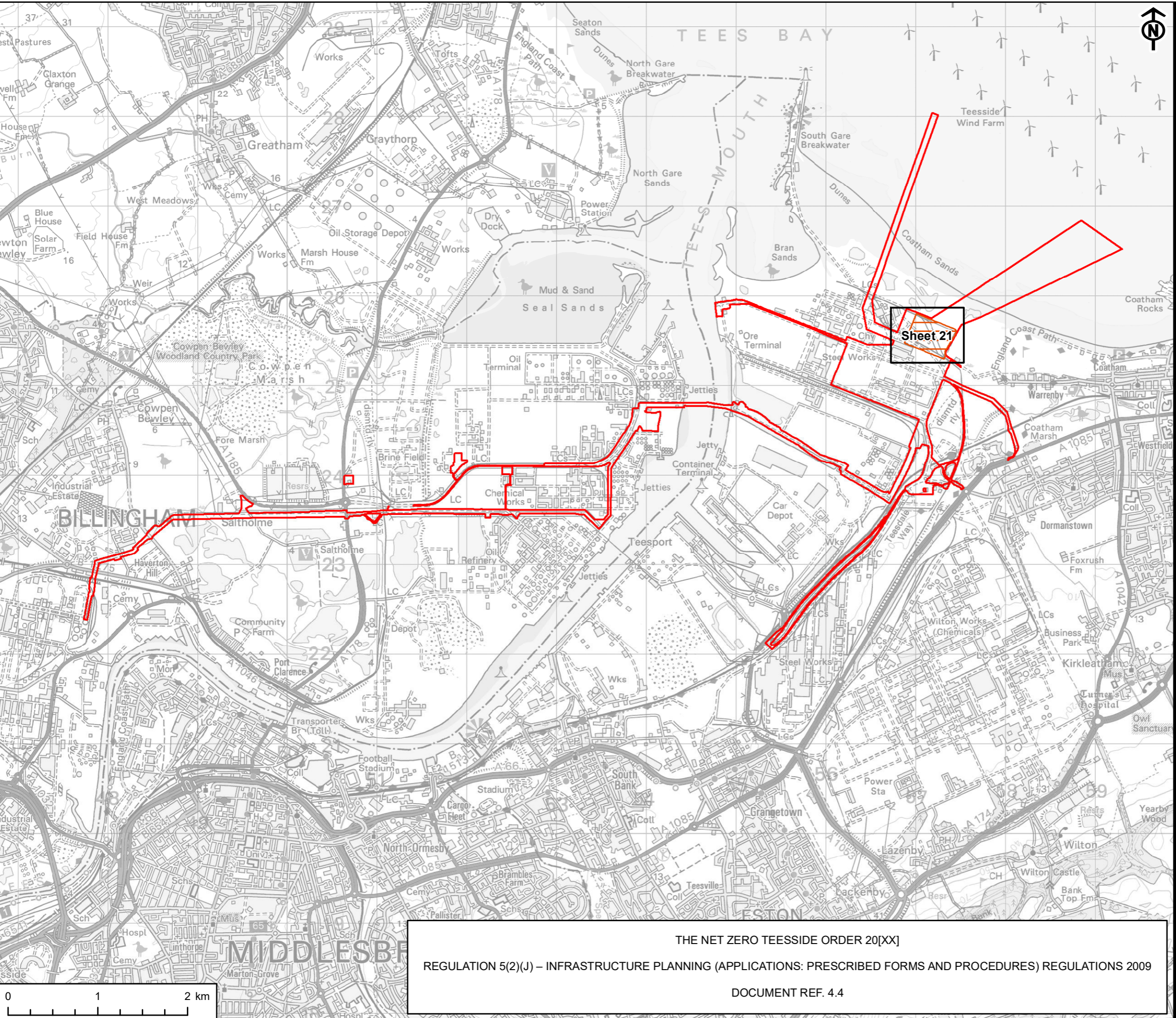
SHEET NUMBER DATE
 7 of 11 APRIL 2022

THE NET ZERO TEESIDE ORDER 20[XX]
 REGULATION 5(2)(J) – INFRASTRUCTURE PLANNING (APPLICATIONS: PRESCRIBED FORMS AND PROCEDURES) REGULATIONS 2009
 DOCUMENT REF. 4.4

This drawing has been produced for the use of AECOM's client. It may not be used, modified or relied upon by third parties, except as agreed by AECOM or as required by law. AECOM accepts no responsibility, and denies any liability whatsoever, to any party that uses or relies upon this drawing without AECOM's express written consent. All dimensions are indicative and in metres unless otherwise noted. Do not scale this document.

Project Management Initials: RL Designer: LC Checked: IC Approved: RL

Scale @ A3 1:40,000



AECOM

PROJECT
NET ZERO TEESSIDE PROJECT

APPLICANTS
NZE POWER LTD. AND NZNS STORAGE LTD.

KEY

- Order Limits (Site Boundary)
- Detailed Sheet Number - Work No. 7 - High Pressure Carbon Dioxide Compression Station

Areas within which each Work Number may be constructed:

- Work No. 7 - High Pressure Carbon Dioxide Compression Station


TITLE
WORKS PLAN. KEY PLAN
DOCUMENT REF. 4.4
WORK NUMBER 7 - HIGH PRESSURE CARBON DIOXIDE COMPRESSION STATION

REFERENCE
NZE_APRIL22_DCO_4.4_v3

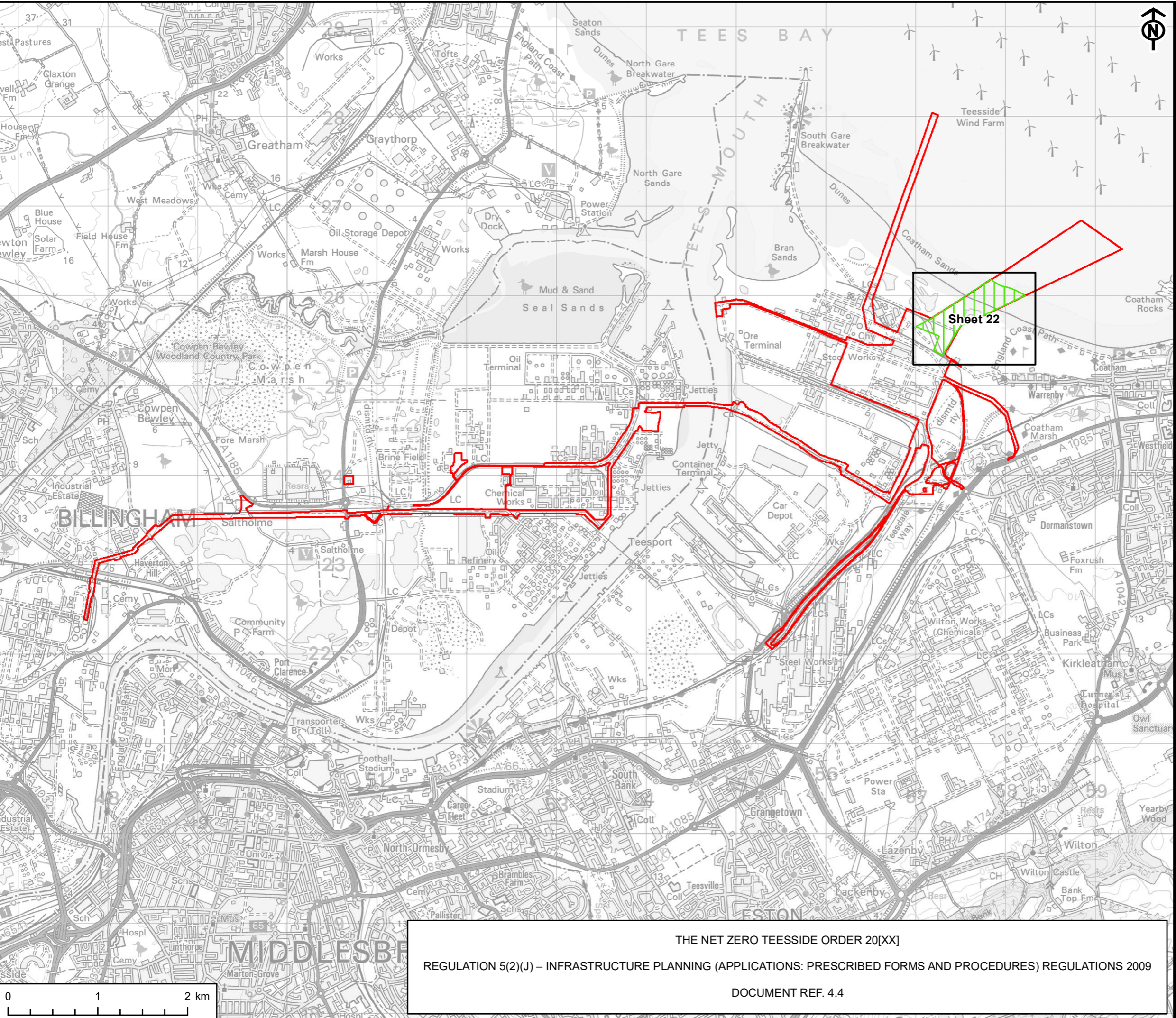
SHEET NUMBER
8 of 11

DATE
APRIL 2022

THE NET ZERO TEESSIDE ORDER 20[XX]
REGULATION 5(2)(J) – INFRASTRUCTURE PLANNING (APPLICATIONS: PRESCRIBED FORMS AND PROCEDURES) REGULATIONS 2009
DOCUMENT REF. 4.4



This drawing has been produced for the use of AECOM's client. It may not be used, modified or relied upon by third parties, except as agreed by AECOM or as required by law. AECOM accepts no responsibility, and denies any liability whatsoever, to any party that uses or relies upon this drawing without AECOM's express written consent. All dimensions are indicative and in metres unless otherwise noted. Do not scale this document.



AECOM

PROJECT
NET ZERO TEESIDE PROJECT

APPLICANTS
NZN POWER LTD. AND NZNS STORAGE LTD.

KEY

- Order Limits (Site Boundary)
- Detailed Sheet Number - Work No. 8 - High Pressure Carbon Dioxide Export Pipeline
- Areas within which each Work Number may be constructed:
- Work No. 8 - High Pressure Carbon Dioxide Export Pipeline

TITLE
WORKS PLAN. KEY PLAN
DOCUMENT REF. 4.4
WORK NUMBER 8 - HIGH PRESSURE CARBON DIOXIDE EXPORT PIPELINE

REFERENCE
NZN_APPROVED_DCO_4.4_v3

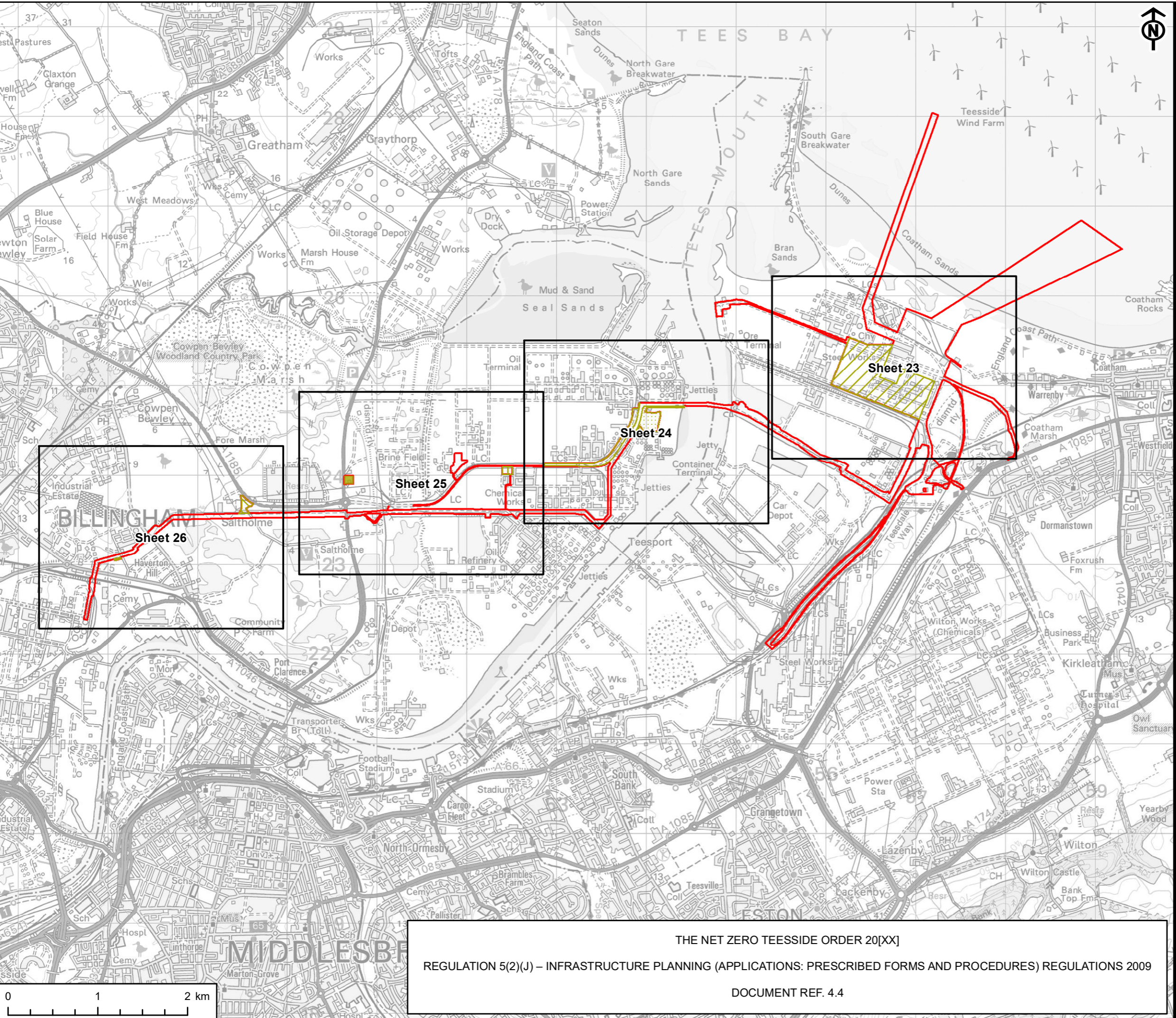
SHEET NUMBER
9 of 11

DATE
APRIL 2022

REGULATION 5(2)(J) – INFRASTRUCTURE PLANNING (APPLICATIONS: PRESCRIBED FORMS AND PROCEDURES) REGULATIONS 2009

DOCUMENT REF. 4.4

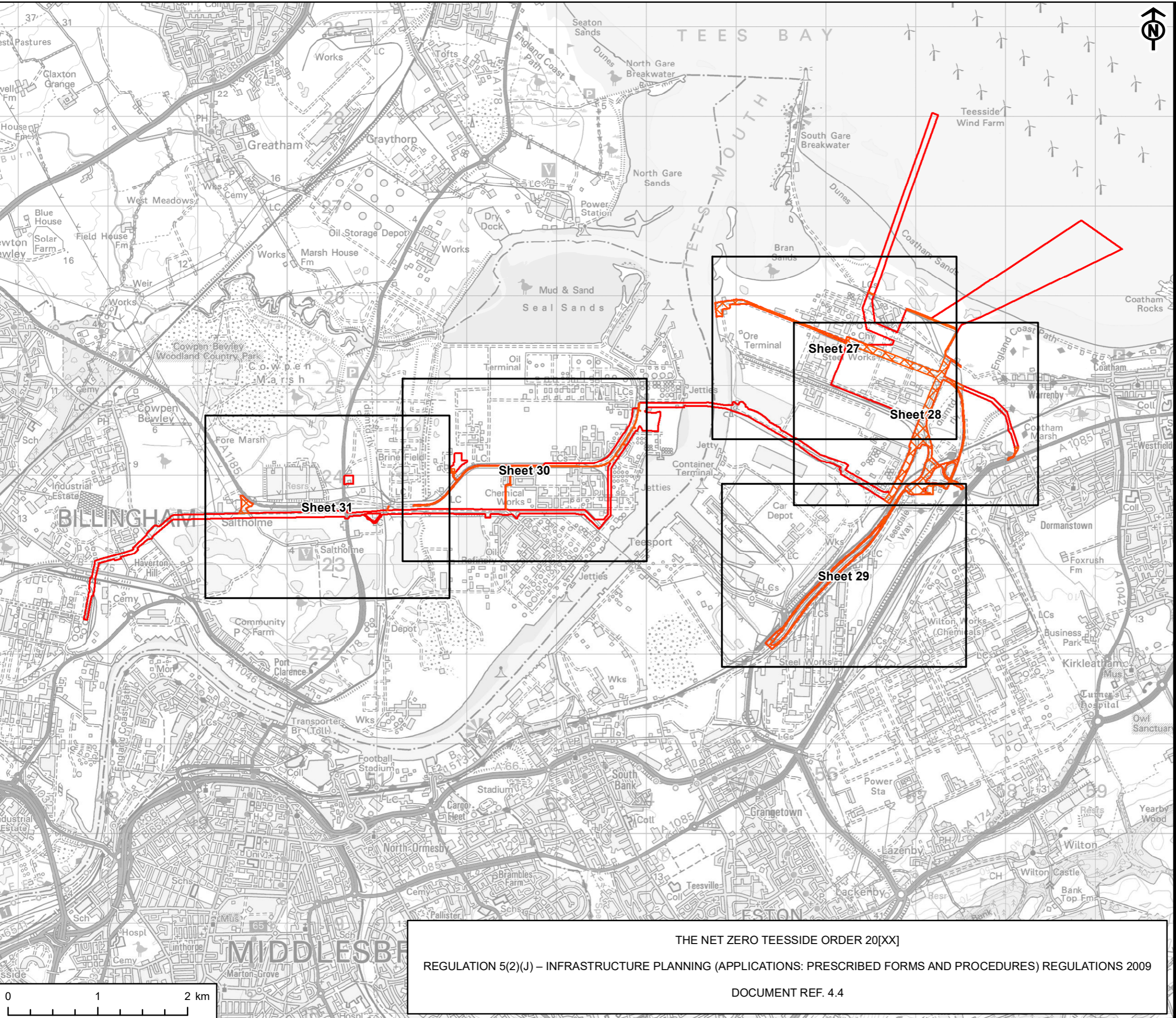
This drawing has been produced for the use of AECOM's client. It may not be used, modified or relied upon by third parties, except as agreed by AECOM or as required by law. AECOM accepts no responsibility, and denies any liability whatsoever, to any party that uses or relies upon this drawing without AECOM's express written consent. All dimensions are indicative and in metres unless otherwise noted. Do not scale this document.



- KEY
- Order Limits (Site Boundary)
 - Detailed Sheet Number - Work No. 9 - Temporary Construction and Laydown Areas
- Areas within which each Work Number may be constructed:
- Work No. 9A - Temporary Construction and Laydown Area - Teesworks Laydown
 - Work No. 9B - Temporary Construction and Laydown Area - Navigator Terminal and Seal Sands
 - Work No. 9C - Temporary Construction and Laydown Area - INEOS
 - Work No. 9D - Temporary Construction and Laydown Area - Saltholme Welfare
 - Work No. 9E - Temporary Construction and Laydown Area - Saltholme Laydown & Access
 - Work No. 9F - Temporary Construction and Laydown Area - Haverton Hill Laydown / Welfare

THE NET ZERO TEESSIDE ORDER 20[XX]
REGULATION 5(2)(J) – INFRASTRUCTURE PLANNING (APPLICATIONS: PRESCRIBED FORMS AND PROCEDURES) REGULATIONS 2009
DOCUMENT REF. 4.4

This drawing has been produced for the use of AECOM's client. It may not be used, modified or relied upon by third parties, except as agreed by AECOM or as required by law. AECOM accepts no responsibility, and denies any liability whatsoever, to any party that uses or relies upon this drawing without AECOM's express written consent. All dimensions are indicative and in metres unless otherwise noted. Do not scale this document.



AECOM

PROJECT
NET ZERO TEESSIDE PROJECT

Net Zero Teesside

APPLICANTS
NZE POWER LTD. AND NZNS STORAGE LTD.

KEY

- Order Limits (Site Boundary)
- Detailed Sheet Number - Work No. 10 - Access and Highway Improvements
- Areas within which each Work Number may be constructed:
- Work No. 10 - Access and Highway Improvements

TITLE
WORKS PLAN. KEY PLAN
DOCUMENT REF. 4.4
WORK NUMBER 10 - ACCESS AND HIGHWAY IMPROVEMENTS

REFERENCE
NZE_APRIL22_DCO_4.4_v3

SHEET NUMBER
11 of 11

DATE
APRIL 2022

THE NET ZERO TEESSIDE ORDER 20[XX]
REGULATION 5(2)(J) – INFRASTRUCTURE PLANNING (APPLICATIONS: PRESCRIBED FORMS AND PROCEDURES) REGULATIONS 2009
DOCUMENT REF. 4.4

This drawing has been produced for the use of AECOM's client. It may not be used, modified or relied upon by third parties, except as agreed by AECOM or as required by law. AECOM accepts no responsibility, and denies any liability whatsoever, to any party that uses or relies upon this drawing without AECOM's express written consent. All dimensions are indicative and in metres unless otherwise noted. Do not scale this document.